

GOVERNMENT DEGREE COLLEGE
RAJAMPETA

SHORT TERM INTERNSHIP

RECORD BOOK
2024-25

Designed & Developed by



ANDHRA PRADESH
STATE COUNCIL OF HIGHER EDUCATION
(A STATUTORY BODY OF GOVERNMENT OF ANDHRA PRADESH)

PROGRAM BOOK FOR
SHORT TERM INTERNSHIP

Name of the Student: O. Vishnu Teja

Name of the College: Govt. Degree college Rajampet

Registration Number: 224030066055

Period of Internship ^{short} term From: 1-05-24 To: 30-06-2024

Name & Address of the Intern Organization: Excel Edtech, Pvt Ltd

YEAR

2024-25

Yogi Vemana University

KADAPA



An Internship Report on

Data Analytics

(Title of the Shorters Internship Program)

Submitted in accordance with the requirement for the degree of

Under the Faculty Guideship of

S. Subha Narendran

(Name of the Faculty Guide)

Department of

B.Com (C.A)

(Name of the College)

Govt. Degree college Rajampet

Submitted by:

O. Vishnu Teja

(Name of the Student)

O. Vishnu Teja

Reg.No: 224030066055

Instructions to Students

Please read the detailed Guidelines on Internship hosted on the website of AP State Council of Higher Education <https://apsche.ap.gov.in>

1. It is mandatory for all the students to complete Short term internship either in 2nd Semester.
2. Every student should identify the organization for internship in consultation with the College Principal/the authorized person nominated by the Principal.
3. Report to the intern organization as per the schedule given by the College. You must make your own arrangements for transportation to reach the organization.
4. You should maintain punctuality in attending the internship. Daily attendance is compulsory.
5. You are expected to learn about the organization, policies, procedures, and processes by interacting with the people working in the organization and by consulting the supervisor attached to the interns.
6. While you are attending the internship, follow the rules and regulations of the intern organization.
7. While in the intern organization, always wear your College Identity Card.
8. If your College has a prescribed dress as uniform, wear the uniform daily, as you attend to your assigned duties.
9. You will be assigned a Faculty Guide from your College. He/She will be creating a WhatsApp group with your fellow interns. Post your daily activity done and/or any difficulty you encounter during the internship.
10. Identify five or more learning objectives in consultation with your Faculty Guide. These learning objectives can address:
 - a. Data and Information you are expected to collect about the organization and/or industry.
 - b. Job Skills you are expected to acquire.
 - c. Development of professional competencies that lead to future career success.
11. Practice professional communication skills with team members, co-interns, and your supervisor. This includes expressing thoughts and ideas effectively through oral, written, and non-verbal communication, and utilizing listening skills.
12. Be aware of the communication culture in your work environment. Follow up and communicate regularly with your supervisor to provide updates on your progress with work assignments.

13. Never be hesitant to ask questions to make sure you fully understand what you need to do your work and to contribute to the organization.
14. Be regular in filling up your Program Book. It shall be filled up in your own handwriting. Add additional sheets wherever necessary.
15. At the end of internship, you shall be evaluated by your Supervisor of the intern organization.
16. There shall also be evaluation at the end of the internship by the Faculty Guide and the Principal.
17. Do not meddle with the instruments/equipment you work with.
18. Ensure that you do not cause any disturbance to the regular activities of the intern organization.
19. Be cordial but not too intimate with the employees of the intern organization and your fellow interns.
20. You should understand that during the internship programme, you are the ambassador of your College, and your behavior during the internship programme is of utmost importance.
21. If you are involved in any discipline related issues, you will be withdrawn from the internship programme immediately and disciplinary action shall be initiated.
22. Do not forget to keep up your family pride and prestige of your College.

.....<<@>>.....

Student's Declaration

I, O. Vishnu Teja a student of B.Com (C.A) (Group)
Program, Reg. No. 221020066055 of the Department of B.Com (C.A)
College do hereby declare that I have completed the mandatory internship
from 1-8-2022 to 30-6-2023 in Anel edtech Pvt Ltd (Name of
the intern organization) under the Faculty Guide-ship of _____
(Name of the Faculty Guide), Department of B.Com (C.A)
Govt. Degree College Rajampet.
(Name of the College)

(Signature and Date)

Official Certification

This is to certify that O. Vishnu Teja (Name of the student) Reg. No. _____ has completed his/her Internship in Excel ed tech Pvt. Ltd (Name of the Intern Organization) on Data Analytics (Title of the Internship) under my supervision as a part of partial fulfillment of the requirement for the Degree of B-com C.A in the Department of Govt. Degree college (Name of the College).

This is accepted for evaluation.

(Signatory with Date and Seal)

Endorsements


Faculty Guide

 02/07/2023

Head of the Department



Principal



PRINCIPAL
Govt. Degree College
RAJAMPET - 516 115.
Annamayya Dist.



ANDHRA PRADESH STATE COUNCIL OF HIGHER EDUCATION
(A Statutory Body of Government of A.P.)

Certificate of Compilation

This is to certify **O Vishnu**
under of Government Degree College, Rajampet of YV University has successfully
completed 6 weeks Short -Term Internship on
Data Analytics
Organized by ExcelR Edtech Pvt. Ltd. in collaboration with
Andhra Pradesh State Council of Higher Education

Cert No: EXCELR-W-73847
Presented on July 9th 2024

Ram Tavva
CEO,
ExcelR EdTech Pvt. Ltd.



Certificate from Intern Organization

This is to certify that O. Vishnu Teja (Name of the intern)
Reg. No. 224021066655 of Govt Degree college (Name of the
College) underwent internship in Excertmedtech pvt. Ltd (Name of the
Intern Organization) from _____ to _____

The overall performance of the intern during his/her internship is found to be
_____ (Satisfactory/Not Satisfactory).

Authorized Signatory with Date and Seal

Contents

- * Introduction to ms Excel
- * Format the table
- * cell references and Range Names
- * Named ranges
- * Working with Formulas and Functions
- * Local Functions
- * V Look Up()
- * Making V- Look up dynamic
- * Data validation
- * Protection
- * Pivot tables
- * create a Graph using pivotdata.

CHAPTER 1: EXECUTIVE SUMMARY

The internship report shall have a brief executive summary. It shall include five or more Learning Objectives and Outcomes achieved, a brief description of the sector of business and intern organization and summary of all the activities done by the intern during the period.

CHAPTER 2: OVERVIEW OF THE ORGANIZATION


Suggestive contents

- A. Introduction of the Organization
- B. Vision, Mission, and Values of the Organization
- C. Policy of the Organization, in relation to the intern role
- D. Organizational Structure
- E. Roles and responsibilities of the employees in which the intern is placed.
- F. Performance of the Organization in terms of turnover, profits, market reach and market value.
- G. Future Plans of the Organization.

CHAPTER 3: INTERNSHIP PART

Description of the Activities/Responsibilities in the Intern Organization during Internship, which shall include - details of working conditions, weekly work schedule, equipment used, and tasks performed. This part could end by reflecting on what kind of skills the intern acquired.

ACTIVITY LOG FOR THE FIRST WEEK

Day & Date	Brief description of the daily activity	Learning Outcome	Person In-Charge Signature
Day - 1	my daily activities are first day introduction & listening the class -Excel	learning and improving skills.	
Day - 2	cell references and range names	Named ranges	"
Day - 3	working with formulas and functions	Logical functions	"
Day - 4	V Look upc)	making V-look up Dynamic	"
Day - 5	Data validation	Protection	"
Day - 6	sorting a data base	Filtering a database	"

WEEKLY REPORT


WEEK - 1 (From Dt..... to Dt.....)

Objective of the Activity Done: About Excel introduction

Detailed Report: Microsoft Excel is a powerful spread sheet application from Microsoft Corporation. It makes it easy for you to create various kinds of spread sheets, tables and statements along with the graphical representation of data while working in Excel. You can make use of its most important feature of automatic calculation to save time and effort.

In Excel, you can work with work sheets, which consist of rows and columns that intersect to form cells. Cells contain various kinds of spread sheets, tables and statements of data that you can format, sort, and analyze. You can also create charts based on the data contained in cells. An Excel file is called a work book, which by default contains three work sheets.

ACTIVITY LOG FOR THE SECOND WEEK

Day & Date	Brief description of the daily activity	Learning Outcome	Person In-Charge Signature
Day - 1	sub totals	Pivot tables	
Day - 2	Recommended pivot table	create a graph using pivot data.	
Day - 3	Power view	Conditional formatting	
Day - 4	what if analysis	Goal seek	
Day - 5	creating scenarios	working with multiple work sheets	
Day - 6	merging work books	work books and applications	

WEEKLY REPORT



WEEK - 2 (From Dt..... to Dt.....)

Objective of the Activity Done: New sleek interface

Detailed Report: Excel 2016 welcomes you with unique landing page that allows you to have take a tour to various applications which relevance to you like personal budgeting, movie lists, trend and analysis and more. In addition search bars, offers a powerful synchronization with online office templates library. you can quickly open frequently used and last used documents from recent side bar.

when you click on the Blank work book option, you will get the fresh blank excel work book along with metro ribbon and smooth interface of ms excel 2016.

ACTIVITY LOG FOR THE THIRD WEEK

Day & Date	Brief description of the daily activity	Learning Outcome	Person In-Charge Signature
Day - 1	customizing excel	versions	
Day - 2	versions and interface	paste	
Day - 3	paste and paste special	formatting	
Day - 4	Formatting & Profing	Data entry	
Day - 5	Data entry	fill series	
Day - 6	Data entry	fill series	

WEEKLY REPORT

WEEK - 3 (From Dt..... to Dt.....)

Objective of the Activity Done: customizing excel

Detailed Report: versions and interface

paste and paste special

formatting & proofing

Data entry (fill series)

Having the excel fill series tool at your disposal is like having a bag of tools; it can assist with one of the most frequent excel jobs, which is making a list of dates. The fill series tool can readily handle any list of days, months, or years and take them all in stride.



Filling can be used for =

copying

sequences

Dates.

ACTIVITY LOG FOR THE FORTH WEEK

Day & Date	Brief description of the daily activity	Learning Outcome	Person In-Charge Signature
Day - 1	using basic functions	call referencing	
Day - 2	name range	Applications of named ranges	
Day - 3	glimese	into functions	
Day - 4	Count functions	Syntax functions	
Day - 5	Functions	sum if function	
Day - 6	syntax of sumif	Range criteria sum range	

WEEKLY REPORT

WEEK - 4 (From Dt..... to Dt.....)

Objective of the Activity Done: using basic functions

Detailed Report: cell referencing

Relative references are the default cell references in excel. when you copy and paste a relative cell reference, it is updated automatically to suit the cell in which it is pasted.

when you want to freeze a cell reference or you do not want a reference to change when you copy a formula, you can use absolute cell references to make a cell reference absolute cell references. To make a cell reference absolute we place a dollar (\$) sign before the column name and row number of the reference.

CHAPTER 5: OUTCOMES DESCRIPTION

Describe the work environment you have experienced (in terms of people interactions, facilities available and maintenance, clarity of job roles, protocols, procedures, processes, discipline, time management, harmonious relationships, socialization, mutual support and teamwork, motivation, space and ventilation, etc.)

Describe the real time technical skills you have acquired (in terms of the job-related skills and hands on experience)

Describe the managerial skills you have acquired (in terms of planning, leadership, team work, behaviour, workmanship, productive use of time, weekly improvement in competencies, goal setting, decision making, performance analysis, etc.

Describe how you could improve your communication skills (in terms of improvement in oral communication, written communication, conversational abilities, confidence levels while communicating, anxiety management, understanding others, getting understood by others, extempore speech, ability to articulate the key points, closing the conversation, maintaining niceties and protocols, greeting, thanking and appreciating others, etc.,)

Describe how could you could enhance your abilities in group discussions, participation in teams, contribution as a team member, leading a team/activity.

Describe the technological developments you have observed and relevant to the subject area of training (focus on digital technologies relevant to your job role)



Page No 23



PHOTOS & VIDEO LINKS

Page No 24





Data Analytics APSCHE Internship

Data Analytics Internship Program In Collaboration with APSCHE and Excelr

Resume Learning

Curriculum

Meet

✓ Orientation Session

✓ Agenda

✓ Live Session Recordings

^ Videos

DA - Excel Session - 1

DA - Excel Session - 2

DA - Excel Session - 3

DA - Excel Session - 4

DA - Excel Session - 5

DA - Excel Session - 6

DA - Excel Session - 7

DA - Excel Session - 8

DA - Excel Session - 9

DA - Excel Session - 10

DA - Excel Session - 11

DA - Excel Session - 12

DA - Excel Session - 13

DA - Excel Session - 14

DA - Excel Session - 15

DA - Excel Session - 16

```

// Jupyter Notebook: Introduction to NumPy
// Author: [Name]
// Date: [Date]

import numpy as np

# Create a 1D array
arr1 = np.array([1, 2, 3, 4, 5])

# Create a 2D array
arr2 = np.array([[1, 2, 3], [4, 5, 6], [7, 8, 9]])

# Create a 3D array
arr3 = np.array([[[1, 2, 3], [4, 5, 6], [7, 8, 9]], [[10, 11, 12], [13, 14, 15], [16, 17, 18]]])

# Accessing elements
print(arr1[0])  # 1
print(arr2[0, 1])  # 2
print(arr3[0, 1, 2])  # 3

# Array operations
arr1 + arr2  # Array addition
arr1 * arr2  # Array multiplication
arr1 ** 2  # Element-wise power
arr1 > 3  # Boolean array
arr1[arr1 > 3]  # Filtering elements

# Array properties
print(arr1.shape)  # (5,)
print(arr2.shape)  # (3, 3)
print(arr3.shape)  # (2, 3, 3)

# Array functions
np.mean(arr1)  # Mean
np.std(arr1)  # Standard deviation
np.sum(arr1)  # Sum
np.prod(arr1)  # Product
np.sort(arr1)  # Sorting
np.argsort(arr1)  # Indices that would sort the array

```

```

// Jupyter Notebook: Introduction to NumPy
// Author: [Name]
// Date: [Date]

import numpy as np

# Create a 1D array
arr1 = np.array([1, 2, 3, 4, 5])

# Create a 2D array
arr2 = np.array([[1, 2, 3], [4, 5, 6], [7, 8, 9]])

# Create a 3D array
arr3 = np.array([[[1, 2, 3], [4, 5, 6], [7, 8, 9]], [[10, 11, 12], [13, 14, 15], [16, 17, 18]]])

# Accessing elements
print(arr1[0])  # 1
print(arr2[0, 1])  # 2
print(arr3[0, 1, 2])  # 3

# Array operations
arr1 + arr2  # Array addition
arr1 * arr2  # Array multiplication
arr1 ** 2  # Element-wise power
arr1 > 3  # Boolean array
arr1[arr1 > 3]  # Filtering elements

# Array properties
print(arr1.shape)  # (5,)
print(arr2.shape)  # (3, 3)
print(arr3.shape)  # (2, 3, 3)

# Array functions
np.mean(arr1)  # Mean
np.std(arr1)  # Standard deviation
np.sum(arr1)  # Sum
np.prod(arr1)  # Product
np.sort(arr1)  # Sorting
np.argsort(arr1)  # Indices that would sort the array

# Broadcasting
arr1 + arr2  # Broadcasting
arr1 * arr2  # Broadcasting
arr1 ** 2  # Broadcasting

# Reshaping
arr1.reshape((3, 2))  # Reshaping
arr1.reshape(-1)  # Reshaping to 1D
arr1.reshape((2, 3, 3))  # Reshaping to 3D

# Stacking
np.concatenate((arr1, arr2))  # Concatenating
np.vstack((arr1, arr2))  # Stacking vertically
np.hstack((arr1, arr2))  # Stacking horizontally

```


Curriculum

Meet

- Orientation Session
- Agenda
- Live Session Recordings
- Project Live Sessions
- Videos
- Presentations
- Summary Documents
- Assignments
- Practice Assessment Questions
- Final Assessment



**Congratulations! You have
completed the course**

Thanks so much for taking part in our course,
and a big shout out to you for completing it!
You've worked very hard, and we hope it was just
as wonderful an experience for you as it was for
us.

Back To Library

EVALUATION

Objectives:

- Explore career alternatives prior to graduation.
- To assess interests and abilities in the field of study.
- To develop communication, interpersonal and other critical skills in the future job.
- To acquire additional skills required for the world of work.
- To acquire employment contacts leading directly to a full-time job following graduation from college.

Assessment Model:

- There shall be internal evaluation
- The Faculty Guide assigned is in-charge of the learning activities of the students and for the comprehensive and continuous assessment of the students.
- The weightings for External Evaluation shall be:
 - Internship Evaluation 100 marks
- Activity Log is the record of the day-to-day activities. The Activity Log is assessed on an individual basis, thus allowing for individual members within groups to be assessed this way. The assessment will take into consideration While evaluating the student's Activity Log, the following shall be considered -
 - a. The individual student's effort and commitment.
 - b. The originality and quality of the work produced by the individual student.
 - c. The student's integration and co-operation with the work assigned.
 - d. The completeness of the Activity Log.
- The Internship Evaluation shall include the following components and based on Weekly Reports and Outcomes Description
 - a. Description of the Work Environment.
 - b. Real Time Technical Skills acquired.
 - c. Managerial Skills acquired.
 - d. Improvement of Communication Skills.
 - e. Team Dynamics
 - f. Technological Developments recorded.

Page No

28

*Student Self Evaluation of the Short-Term
Internship*

Student Name: <u>O. Vishnu Teja</u>	Registration No: <u>226030066055</u>
Term of Internship: <u>Short Term</u> From: <u>15-10-2022</u> To: <u>30-6-2024</u>	
Date of Evaluation: _____	
Organization Name & Address: <u>Govt. Degree College Rajampet</u>	

Please rate your performance in the following areas:

Rating Scale: Letter grade of CGPA calculation to be provided

1	Oral communication	1	2	3	4	5
2	Written communication	1	2	3	4	5
3	Proactiveness	1	2	3	4	5
4	Interaction ability with community	1	2	3	4	5
5	Positive Attitude	1	2	3	4	5
6	Self-confidence	1	2	3	4	5
7	Ability to learn	1	2	3	4	5
8	Work Plan and organization	1	2	3	4	5
9	Professionalism	1	2	3	4	5
10	Creativity	1	2	3	4	5
11	Quality of work done	1	2	3	4	5
12	Time Management	1	2	3	4	5
13	Understanding the Community	1	2	3	4	5
14	Achievement of Desired Outcomes	1	2	3	4	5
15	OVERALL PERFORMANCE	1	2	3	4	5

Date: _____

Signature of the Student

*Evaluation by the Supervisor of the Intern
Organization*

Student Name: <u>O. Vishnu Teja</u>	Registration No: <u>224030066055</u>
Term of Internship: <u>short term</u> From: <u>1-05-2024</u> To: <u>30-06-2024</u>	
Date of Evaluation:	
Organization Name & Address: <u>Excel . ED tech (Pvt. Ltd)</u>	
Name & Address of the Supervisor <u>Excel . ED tech (Pvt. Ltd)</u> with Mobile Number <u>Ram JAVIQA</u>	

Please rate the student's performance in the following areas:

Please note that your evaluation shall be done independent of the Student's self-evaluation

Rating Scale: 1 is lowest and 5 is highest rank

1	Oral communication	1	2	3	4	5
2	Written communication	1	2	3	4	5
3	Proactiveness	1	2	3	4	5
4	Interaction ability with community	1	2	3	4	5
5	Positive Attitude	1	2	3	4	5
6	Self-confidence	1	2	3	4	5
7	Ability to learn	1	2	3	4	5
8	Work Plan and organization	1	2	3	4	5
9	Professionalism	1	2	3	4	5
10	Creativity	1	2	3	4	5
11	Quality of work done	1	2	3	4	5
12	Time Management	1	2	3	4	5
13	Understanding the Community	1	2	3	4	5
14	Achievement of Desired Outcomes	1	2	3	4	5
15	OVERALL PERFORMANCE	1	2	3	4	5

[Signature]
Signature of the Supervisor 02/07/2024

Date:


Page No 27

INTERNAL ASSESSMENT STATEMENT

Name Of the Student: O. Vishnu Teja
Programme of Study: short term
Year of Study: 2021p
Group: B.Com (C.A)
Register No/H.T. No: 224030066055
Name of the College: Govt degree college
University: Yogi Vemana University

Sl.No	Evaluation Criterion	Maximum Marks	Marks Awarded
1.	Activity Log	30	25
2.	Internship Evaluation	40	35
3.	Oral Presentation	30	25
	GRAND TOTAL	100	85/

Date:

Signature of the Faculty Guide  06/08/2021



ANDHRA PRADESH STATE COUNCIL OF HIGHER EDUCATION

(A Statutory Body of the Government of Andhra Pradesh)

2nd, 3rd, 4th and 5th floors, Neeladri Towers, Sri Ram Nagar, 6th Battalion Road

Atmakur (V) Mangalagiri (M), Guntur, Andhra Pradesh, Pin - 522 503

www.apsche.ap.gov.in