

GOVERNMENT DEGREE COLLEGE
RAJAMPETA

SHORT TERM INTERNSHIP

RECORD BOOK
2024-25

Designed & Developed by



ANDHRA PRADESH
STATE COUNCIL OF HIGHER EDUCATION
(A STATUTORY BODY OF GOVERNMENT OF ANDHRA PRADESH)

PROGRAM BOOK FOR
SHORT TERM INTERNSHIP

Name of the Student:

S. Abdulla

Name of the College:

government degree College

Registration Number:

234030851067

Period of Internship:

8 months From: 05-05-25 To: 30-06-2025

Name & Address of the Intern Organization

Exceller

YEAR

2024-25

Yogi Vemana University

KADAPA

An Internship Report on

Develops with Anis Alod

(Title of the Shorters Internship Program)

Submitted in accordance with the requirement for the degree of

B. Com Computer applications

Under the Faculty Guideship of

Idharaziah Sir

(Name of the Faculty Guide)

Department of

B. Com (CA) Government Degree College

(Name of the College)

Submitted by:

S. Abdulla

(Name of the Student)

Reg.No: 234030851067

Instructions to Students

Please read the detailed Guidelines on Internship hosted on the website of AP State Council of Higher Education <https://apsche.ap.gov.in>

1. It is mandatory for all the students to complete Short term internship either in 2nd Semester.
2. Every student should identify the organization for internship in consultation with the College Principal/the authorized person nominated by the Principal.
3. Report to the intern organization as per the schedule given by the College. You must make your own arrangements for transportation to reach the organization.
4. You should maintain punctuality in attending the internship. Daily attendance is compulsory.
5. You are expected to learn about the organization, policies, procedures, and processes by interacting with the people working in the organization and by consulting the supervisor attached to the interns.
6. While you are attending the internship, follow the rules and regulations of the intern organization.
7. While in the intern organization, always wear your College Identity Card.
8. If your College has a prescribed dress as uniform, wear the uniform daily, as you attend to your assigned duties.
9. You will be assigned a Faculty Guide from your College. He/She will be creating a WhatsApp group with your fellow interns. Post your daily activity done and/or any difficulty you encounter during the internship.
10. Identify five or more learning objectives in consultation with your Faculty Guide. These learning objectives can address:
 - a. Data and Information you are expected to collect about the organization and/or industry.
 - b. Job Skills you are expected to acquire.
 - c. Development of professional competencies that lead to future career success.
11. Practice professional communication skills with team members, co-interns, and your supervisor. This includes expressing thoughts and ideas effectively through oral, written, and non-verbal communication, and utilizing listening skills.
12. Be aware of the communication culture in your work environment. Follow up and communicate regularly with your supervisor to provide updates on your progress with work assignments.

13. Never be hesitant to ask questions to make sure you fully understand what you need to do your work and to contribute to the organization.
14. Be regular in filling up your Program Book. It shall be filled up in your own handwriting. Add additional sheets wherever necessary.
15. At the end of internship, you shall be evaluated by your Supervisor of the intern organization.
16. There shall also be evaluation at the end of the internship by the Faculty Guide and the Principal.
17. Do not meddle with the instruments/equipment you work with.
18. Ensure that you do not cause any disturbance to the regular activities of the intern organization.
19. Be cordial but not too intimate with the employees of the intern organization and your fellow interns.
20. You should understand that during the internship programme, you are the ambassador of your College, and your behavior during the internship programme is of utmost importance.
21. If you are involved in any discipline related issues, you will be withdrawn from the internship programme immediately and disciplinary action shall be initiated.
22. Do not forget to keep up your family pride and prestige of your College.

.....<<@>>.....

Student's Declaration

I, S. Abdulla a student of II. B.Com (A) (Group)
Program, Reg. No. 2346851667 of the Department of government degree
College do hereby declare that I have completed the mandatory internship
from 15-05-25 to 30-06-25 in _____ (Name of
the intern organization) under the Faculty Guide ship of Jalrasidi Sir
(Name of the Faculty Guide), Department of
government degree College CB-Com (CA)
(Name of the College)

(Signature and Date)



ANDHRA PRADESH STATE COUNCIL OF HIGHER EDUCATION

(A Statutory Body of Government of A.P.)

Certificate of Completion

This is to certify that **Sunkesulu Abdulla - BCOM CA 234030851067** of

GOVT DEGREE COLLEGE RAJAMPETA has successfully

completed **08 - Week Short -Term Internship** on

DevOps with AWS Cloud

Organized by **ExcelR Edtech Pvt. Ltd.** in collaboration with

Andhra Pradesh State Council of Higher Education

Certificate No: EXCEL R-W- 192275

Presented on June 30, 2025



Ram Tavva


CEO,

ExcelR EdTech Pvt. Ltd.

Official Certification

This is to certify that S. Abdullah (Name of the student) Reg. No. 234030851067 has completed his/her Internship in DeVops with AWS cloud (Name of the Intern Organization) on DeVops with cloud (Title of the Internship) under my supervision as a part of partial fulfillment of the requirement for the Degree of B. Com [C.A] in the Department of Government Degree College (Name of the College).

This is accepted for evaluation.



(Signatory with Date and Seal)

Endorsements

Faculty Guide


Head of the Department

Principal


PRINCIPAL
Govt. Degree College
RAJAMPET - 516 115
Annamayya Dist.

Contents

1. DevOps introduction.
2. Software development life cycle (SDLC)
- 3.7 Small Scripting
- 4.7 git.
- 5.7 Maven
- 6.7 Docker
7. Apache JETTY Server
Nginx Server
8. Tomcat Gube

CHAPTER 1: EXECUTIVE SUMMARY

The internship report shall have a brief executive summary. It shall include five or more Learning Objectives and Outcomes achieved, a brief description of the sector of business and intern organization and summary of all the activities done by the intern during the period.

CHAPTER 2: OVERVIEW OF THE ORGANIZATION







Suggestive contents

- A. Introduction of the Organization
- B. Vision, Mission, and Values of the Organization
- C. Policy of the Organization, in relation to the intern role
- D. Organizational Structure
- E. Roles and responsibilities of the employees in which the intern is placed.
- F. Performance of the Organization in terms of turnover, profits, market reach and market value.
- G. Future Plans of the Organization.

CHAPTER 3: INTERNSHIP PART

Description of the Activities/Responsibilities in the Intern Organization during Internship, which shall include - details of working conditions, weekly work schedule, equipment used, and tasks performed. This part could end by reflecting on what kind of skills the intern acquired.

ACTIVITY LOG FOR THE FIRST WEEK

Day & Date	Brief description of the daily activity	Learning Outcome	Person In-Charge Signature
Day - 1	THE SOFTWARE development - cent life is a structured process that guides the development of software in an iterative	Analysis of software development life cycle.	
Day - 2	The waterfall model is a sequential design process used in software development where each	Analysis of waterfall Model.	
Day - 3	agile methodology / is Project Management approach focus iterative develop adaptability /	Analysis of agile methodology /	
Day - 4	The scrum model is an agile framework for project management particularly complex product development	Analysis of scrum Model.	
Day - 5	Sprint and iteration are often interchangeable period of development work	Analysis of sprint and iteration	
Day - 6	DevOps is a software development approach that emphasize collaboration	Analysis of DevOps.	

WEEKLY REPORT

WEEK - 1 (From Dt ~~8-5-2025~~ Dt ~~14-5-2025~~)

Objective of the Activity Done:







About Develop with Axis

Detailed Report:

cloud

1. The "Software" development life cycle is a structured process that guides the development software maintenance.
2. The waterfall model is a sequential design process used in a software development project management process.
3. Agile Methodology is a project management approach focused development.
4. The Scrum Model is a agile framework for project management particularly suited complex product development.
5. Sprint and iteration are often used inter changed development.
6. DevOps is a software development approach that collaboration communication.

ACTIVITY LOG FOR THE SECOND WEEK

Day & Date	Brief description of the daily activity	Learning Outcome	Person In-Charge Signature
Day - 1	The linux operation system - that similar and the linux kernel like. The linux oper.	Analysis of linux operation system	
Day - 2	To create account navigate through site and initiate "Create account"	Analysis of create user account	
Day - 3	To create instance navigate to the board and choose launch arrow in the	Analysis of create instance	
Day - 4	The linux file system structured with the root directory /.	Analysis of linux file system	
Day - 5	linux commands are in instruction given. The operation system is	Analysis of linux command	
Day - 6	install AWS CLI client and AWS CLI client port- / OS used is ubuntu	Analysis of install client to client's	

WEEKLY REPORT

WEEK - 2 (From Dt. 15-5-23 to Dt. 21-5-23)

Objective of the Activity Done:







About DevOps with Ans

Detailed Report:

Linux

1. The linux operating system, that is similar to Unix and it's built upon linux kernel.
2. To create an AWS account, navigate to the AWS website and initiate the account creation process by choosing "Create".
3. To create an IAM EC2 instance, navigate to the EC2 dashboard and launch a new instance.
4. The linux file system starts with root directory / top.
5. linux file system to linux operating system cd, pwd, M.K. dir, cp, mv.
6. install AWS CLI client and FTP client repository. Or use tool that combines.

ACTIVITY LOG FOR THE THIRD WEEK

Day & Date	Brief description of the daily activity	Learning Outcome	Person In-Charge Signature
Day - 1	Shell scripting is a text file with a list of commands that instruct certain tasks	Analysis of Shell Scripting	
Day - 2	Shell is a user interface that allows interaction with operating system actions. Run	Analysis of Shell	
Day - 3	Types of Shell Command (like Bash and fish) and graphical desktop	Analysis of Types Shell	
Day - 4	market trend and career scope depends market experience is significant skilled.	Analysis of Market-trend Career delays	
Day - 5	First shell script program open a text editor and create a new file.	Analysis of first shell script program	
Day - 6	file naming a system for naming digital and way	Analysis of file naming convention	

WEEKLY REPORT







WEEK - 3 (From Dt. 22-5-25 to Dt. 28-5-25.)

Objective of the Activity Done: About Develop with cmd

Detailed Report: Shell Scripting

1. Shell scripting is a text file with a list of commands. An operation system task's.
2. A shell is user interface that allows with operation system working was a kernel.
3. Types of shell's Command-line shell click back And graphical shell's click window's.
4. Market trend and career. Scope develop's market experiencing growth with demand's skilled Profession.
5. First shell script program op- can a text editor create with a script content.
6. File naming convention system naming digital files consistent way.

ACTIVITY LOG FOR THE FORTH WEEK

Day & Date	Brief description of the daily activity	Learning Outcome	Person In-Charge Signature
Day - 1	To create git-hub account- navigate click "Sign up" to create your account	Analysis of git-hub	
Day - 2	git is a free and open source distributed version control system used during development	Analysis of git-	
Day - 3	Venture capitalist- investor who provide capital start-up companies and small business.	Analysis of Venture	
Day - 4	Team stand for supply chain management- ensure the process good.	Analysis of Supply Chain Management	
Day - 5	A branch git- right weight most- able pointer to one commit	Analysis of branch	
Day - 6	A tag is an object a specific commit with the project history	Analysis of tag	

WEEKLY REPORT







WEEK - 4 (From Dt 29-5-25 to Dt 4-6-25.)

Objective of the Activity Done: About Develops with cloud

Detailed Report:

1. To Create a git Hub account
navigate to Git-Hub.com click
"Sign up" the Prompt's the
account
2. git is a free word open source
distributed version control system
development
3. Venture capitalist investment can
provide capital to startup com-
-panies and small business with
company
4. SCM stand for Supply chain
Management the process flow and
activities involved in moving
goods
5. A branch in git. Almost weight-
enable to one of these commi
6. A tag is an object a specific
commi within the project history

ACTIVITY LOG FOR THE FIFTH WEEK

Day & Date	Brief description of the daily activity	Learning Outcome	Person In-Charge Signature
Day - 1	Makeem is a power - for project management and build automation for projects	Analysis of Makeem	
Day - 2	Makeem Simplified Project Setup Consistent builds and Easy access information	Analysis of Makeem	
Day - 3	it's Collaboration Enabling multiple developer to work project simultaneously	Analysis of devOps	
Day - 4	A direct (or) structured way files and folders are organized within computer system	Analysis of directory structure	
Day - 5	DAL typically navigating to the user setting or developer setting on platform taken	Analysis of Dev	
Day - 6	Tomcat details about the project and it's dependence class framework, jsp, js and build life cycle	Analysis of Tomcat, JSP	

WEEKLY REPORT







WEEK - 5 (From Dt. 5-6-25 to Dt. 11-6-25)

Objective of the Activity Done: About develop with new

Detailed Report: Maven

1. Maven is a powerful Project Management and build automation tool used mainly for Java.
2. Maven Simplified project set-up consistent build easy access project information
3. it is easy for collaboration enabling multiple developers to work on the same project. Simultaneous work
4. A directory structure is the way files and folders are organized within a computer operating system
5. Path - typing navigating to the user settings
6. Pom.xml detail about the project and it's dependencies. Some work plugins. goal's and build life cycle.

ACTIVITY LOG FOR THE SIX WEEK







Day & Date	Brief description of the daily activity	Learning Outcome	Person In-Charge Signature
Day - 1	Tomcat can widely used open-source web server and servlet container that provides based environment	Analysis of Tomcat	
Day - 2	A web server primarily serves static content while an application system	Analysis of web server	
Day - 3	A directory structure is the way file and folders are organized within computer file system	Analysis of directory structure	
Day - 4	Tomcat is a free and open source web server and container originally developed	Analysis of Tomcat	
Day - 5	stop the server use specific command and interface developing software operating system	Analysis of stop server	
Day - 6	The process of adding a new user to system granting them. Access and permission interrel.	Analysis of user creation	

WEEKLY REPORT

WEEK - 6 (From Dt 12-6-25 to Dt 18-6-25)

Objective of the Activity Done:	about develop with docker
Detailed Report:	Tomcat
1.	Tomcat is widely used open source web server and Servlet container that provides a java based environment Application
2.	A web server Primary server container like HTML CSS and java script files while An application server handles system
3.	A directory structure is the way files and folders are organized within a computer.
4.	Tomcat is a free and open source web server and Servlet container Originally developed at Sun micro sys.
5.	Stop the server use a specific command Or interface depending the server.
6.	The process of setting a new OS system granting them code Permission in the

ACTIVITY LOG FOR THE SEVEN WEEK







Day & Date	Brief description of the daily activity	Learning Outcome	Person In-Charge Signature
Day - 1	Apache HTTP Server and nginx are both popular open source web servers and run on Linux.	Analysis of Apache HTTP Server and nginx	
Day - 2	To install Apache HTTP server or nginx just run update & #P install Apache	analysis of install Apache HTTP server	
Day - 3	A directory structure is the way file and folder are organized within computer system	Analysis of directory structure	
Day - 4	To work on HTTP server use OS command-line for or programming language built-in functionality	analysis of start an HTTP server	
Day - 5	To deploy static web application use platform like azure, static web apps, netlify or vercel	analysis of deploy static web application	
Day - 6	A directory structure is the way files and folders are organized within computer system	Analysis of directory structure	

WEEKLY REPORT

WEEK - 7 (From Dt. 19-6-25 to Dt 25-6-25)

Objective of the Activity Done:	About Develops with Amlia
Detailed Report:	Apache HTTP Server engine Server
1.	Apache HTTP Server and Nginx are both popular open source web servers used handling HTTP connections content.
2.	To install apache HTTP Server on nginx Subst & Java Apt install Apache 2
3.	A directory structure is the way files and folders are organized within a computer file system.
4.	To start an HTTP Server use a command line tool or a programming language but functionality.
5.	To deploy a static web application use platform like Azure static web Apps Netlify or Vercel.
6.	A directory structure is the way files and folders are organized within computer file system.

ACTIVITY LOG FOR THE EIGHT WEEK

Day & Date	Brief description of the daily activity	Learning Outcome	Person In-Charge Signature
Day - 1	Jonas Gube is an open source platform developed by Jonas Gube. Contains code quality.	Analysis of Jonas Gube	
Day - 2	Jonas Gube has some pre-requisites primarily centered around java data base support.	analysis of Jonas Gube pre-requisites	
Day - 3	Architecture of the app and details of design - my and construction and structure.	analysis of Arent Jackson	
Day - 4	To install Jonas Gube download the software. Execute it and then configure it.	analysis of install Jonas Gube	
Day - 5	To change open L number modify/configure - source file related with the service or application using Dev.	analysis of change open number	
Day - 6	Jonas Gube Execution in vsa getting up the Jonas Gube server and using JCanvas.	analysis of Jonas Gube Execution.	

WEEKLY REPORT

WEEK - 8 (From Dt. 26-6-25 to Dt 30-6-25)

Objective of the Activity Done:

About develops with Autodesk

Detailed Report:

Tomcat Cube

1) Tomcat Cube is an open source platform develops by Tomcat for continuous Audit-1/ inspection

2) Tomcat Cube has several pre request with centered around java data base Jupyter

3) Tomcat is the core and science of designing and constructing buildings and structure

4) To install Tomcat Cube download the software extract it and then configure it

5) To change a port number modify/ configuration files associated with the service or application using the port.

6) Tomcat Cube creation in docker setting up the Tomcat Cube server and the using Janner.

CHAPTER 5: OUTCOMES DESCRIPTION

Describe the work environment you have experienced (in terms of people interactions, facilities available and maintenance, clarity of job roles, protocols, procedures, processes, discipline, time management, harmonious relationships, socialization, mutual support and teamwork, motivation, space and ventilation, etc.)

Describe the real time technical skills you have acquired (in terms of the job-related skills and hands on experience)

Describe the managerial skills you have acquired (*in terms of planning, leadership, team work, behaviour, workmanship, productive use of time, weekly improvement in competencies, goal setting, decision making, performance analysis, etc.*)

Describe how you could improve your communication skills (in terms of improvement in oral communication, written communication, conversational abilities, confidence levels while communicating, anxiety management, understanding others, getting understood by others, extempore speech, ability to articulate the key points, closing the conversation, maintaining niceties and protocols, greeting, thanking and appreciating others, etc.,)

Describe how could you could enhance your abilities in group discussions, participation in teams, contribution as a team member, leading a team/activity.

Describe the technological developments you have observed and relevant to the subject area of training (*focus on digital technologies relevant to your job role*)

PHOTOS
&
VIDEOS LINKS

**PHOTOS
&
VIDEO LINKS**

EVALUATION

Objectives:

- Explore career alternatives prior to graduation.
- To assess interests and abilities in the field of study.
- To develop communication, interpersonal and other critical skills in the future job.
- To acquire additional skills required for the world of work.
- To acquire employment contacts leading directly to a full-time job following graduation from college.

Assessment Model:

- There shall be internal evaluation
- The Faculty Guide assigned is in-charge of the learning activities of the students and for the comprehensive and continuous assessment of the students.
- The weightings for External Evaluation shall be:
 - Internship Evaluation 100 marks
- Activity Log is the record of the day-to-day activities. The Activity Log is assessed on an individual basis, thus allowing for individual members within groups to be assessed this way. The assessment will take into consideration While evaluating the student's Activity Log, the following shall be considered -
 - a. The individual student's effort and commitment.
 - b. The originality and quality of the work produced by the individual student.
 - c. The student's integration and co-operation with the work assigned.
 - d. The completeness of the Activity Log.
- The Internship Evaluation shall include the following components and based on Weekly Reports and Outcomes Description
 - a. Description of the Work Environment.
 - b. Real Time Technical Skills acquired.
 - c. Managerial Skills acquired.
 - d. Improvement of Communication Skills.
 - e. Team Dynamics
 - f. Technological Developments recorded.

**Student Self Evaluation of the Short-Term
Internship**

Student Name: J. Abdulla	Registration No: 23403085187
Term of Internship:	From: 15-05-25 To: 30-06-25
Date of Evaluation:	
Organization Name & Address:	Uprv. Degree College

Please rate your performance in the following areas:

Rating Scale: Letter grade of CGPA calculation to be provided

1	Oral communication	1	2	3	4 ✓	5
2	Written communication	1	2	3	4	5 ✓
3	Proactiveness	1	2	3	4 ✓	5
4	Interaction ability with community	1	2	3	4	5 ✓
5	Positive Attitude	1	2	3	4 ✓	5
6	Self-confidence	1	2	3	4 ✓	5
7	Ability to learn	1	2	3	4	5 ✓
8	Work Plan and organization	1	2	3	4 ✓	5
9	Professionalism	1	2	3	4	5 ✓
10	Creativity	1	2	3	4 ✓	5
11	Quality of work done	1	2	3	4 ✓	5
12	Time Management	1	2	3	4	5 ✓
13	Understanding the Community	1	2	3	4 ✓	5
14	Achievement of Desired Outcomes	1	2	3	4	5 ✓
15	OVERALL PERFORMANCE	1	2	3	4	5 ✓

Date:

Signature of the Student

**Evaluation by the Supervisor of the Intern
Organization**

Student Name: <i>J. Abdul</i>	Registration No: <i>23403085607</i>
Term of Internship:	From: <i>15-05-25</i> To: <i>30-06-25</i>
Date of Evaluation:	
Organization Name & Address: <i>Exceler</i>	
Name & Address of the Supervisor with Mobile Number	

Please rate the student's performance in the following areas:

Please note that your evaluation shall be done independent of the Student's self-evaluation

Rating Scale: 1 is lowest and 5 is highest rank

1	Oral communication	1	2	3	4 ✓	5 ✓
2	Written communication	1	2	3	4	5 ✓
3	Proactiveness	1	2	3	4 ✓	5
4	Interaction ability with community	1	2	3	4 ✓	5
5	Positive Attitude	1	2	3	4	5 ✓
6	Self-confidence	1	2	3	4	5 ✓
7	Ability to learn	1	2	3	4 ✓	5
8	Work Plan and organization	1	2	3	4	5 ✓
9	Professionalism	1	2	3	4 ✓	5
10	Creativity	1	2	3	4	5 ✓
11	Quality of work done	1	2	3	4 ✓	5
12	Time Management	1	2	3	4 ✓	5
13	Understanding the Community	1	2	3	4	5 ✓
14	Achievement of Desired Outcomes	1	2	3	4 ✓	5
15	OVERALL PERFORMANCE	1	2	3	4	5 ✓

Date:

Signature of the Supervisor

INTERNAL ASSESSMENT STATEMENT

Name Of the Student: S. Abdulla
Programme of Study: Develops with Auls Aloud
Year of Study: 2023-25
Group: B. Com (C.A)
Register No/H.T. No: 234030851067
Name of the College: Govt. Degree College Rajampet
University: V.V.U. Amaravati

Sl.No	Evaluation Criterion	Maximum Marks	Marks Awarded
1.	Activity Log	30	
2.	Internship Evaluation	40	
3.	Oral Presentation	30	
	GRAND TOTAL	100	

Date:

Signature of the Faculty Guide



ANDHRA PRADESH STATE COUNCIL OF HIGHER EDUCATION

(A Statutory Body of the Government of Andhra Pradesh)

2nd, 3rd, 4th and 5th floors, Neeladri Towers, Sri Ram Nagar, 6th Battalion Road

Atmakur (V)Mangalagiri (M), Guntur, Andhra Pradesh, Pin - 522 503

www.apsche.ap.gov.in